


How to Sign into Google Classroom for the First Time

1. Before you begin: Install the Classroom app on your student's device.

2. Tap the Classroom app. 

3. If this is your student's first time using Google Classroom, you will see this upon opening the app.

4. Tap "Get Started".



5. Tap **Add** an account.

Enter your student's school email address. Your student's email looks like:
smithma26@student.ktufsd.org

The beginning part of the email is:

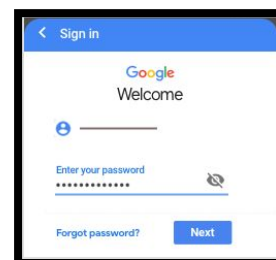
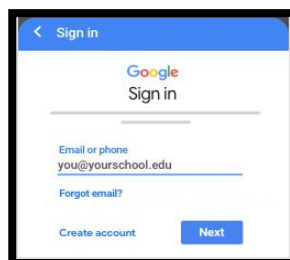
your student's last name, followed by the first two letters of their first name, followed by the last two digits of your student's graduation year.

After that everyone uses @student.ktufsd.org

Click **Next**

6. Enter your student's password and click Next.


Your student's password will begin with **Ktt** and be immediately followed by their lunch number. You can get this from your student's teacher.



7. If there is a welcome message, read it and tap **Accept**.

8. Next you will tap **"I'm a Student"**.

9. Tap the class link your teacher shared.



10. Tap **Join Class**.

